




# STANDARD SYSTEMS ORDER FORM **12 JET**

-  MASSAGE PLUS JETS
-  DIRECTIONAL JETS
-  FIXED JETS

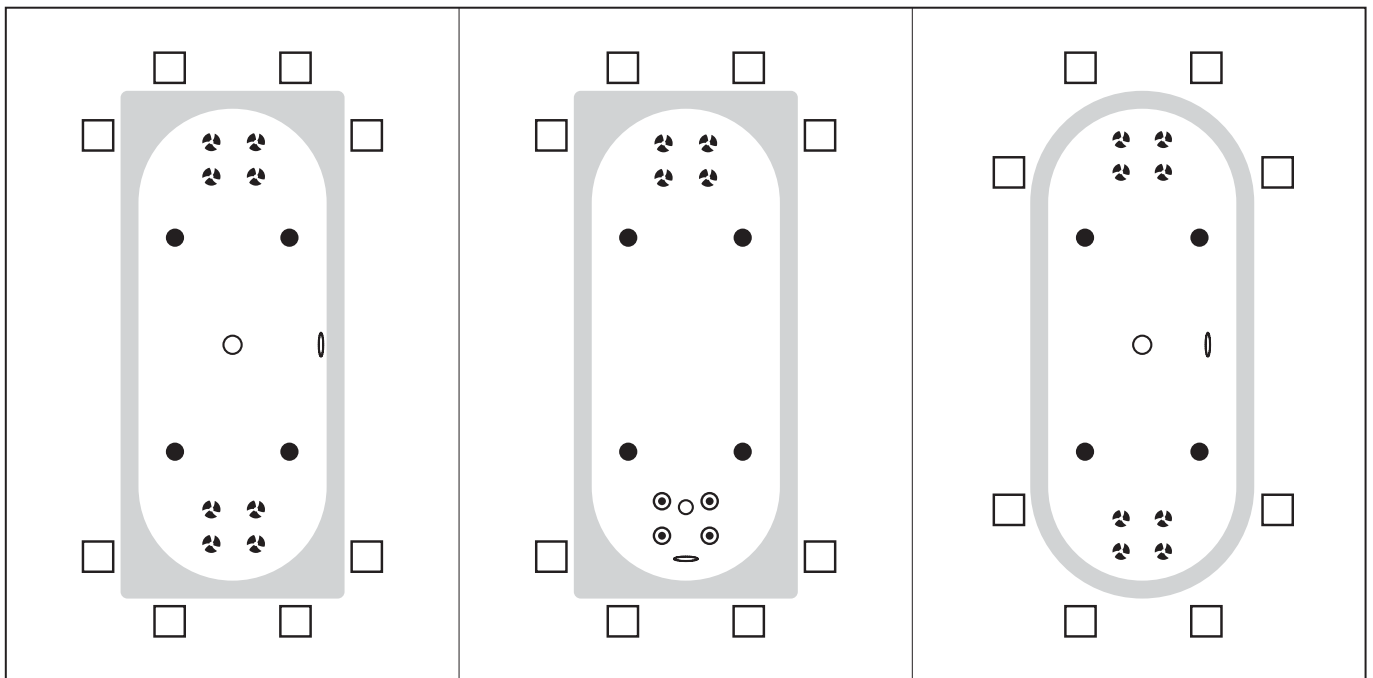
Tick on box  only to indicate the approximate pump position.

**\*Pump dimensions**

Length 410 mm X Height 245 mm X Width 150 mm

**\*Select upgrade options**

Airspa  Boost System  Bath mood Light



Note Pattern illustrations indicative only

COMPANY \_\_\_\_\_

CONTACT NAME \_\_\_\_\_

CONTACT NO \_\_\_\_\_

AUTHORISED SIGNATURE \_\_\_\_\_ DATE \_\_\_\_\_