




STANDARD SYSTEMS ORDER FORM **24 JET**

-  MASSAGE PLUS JETS
-  DIRECTIONAL JETS
-  FIXED JETS

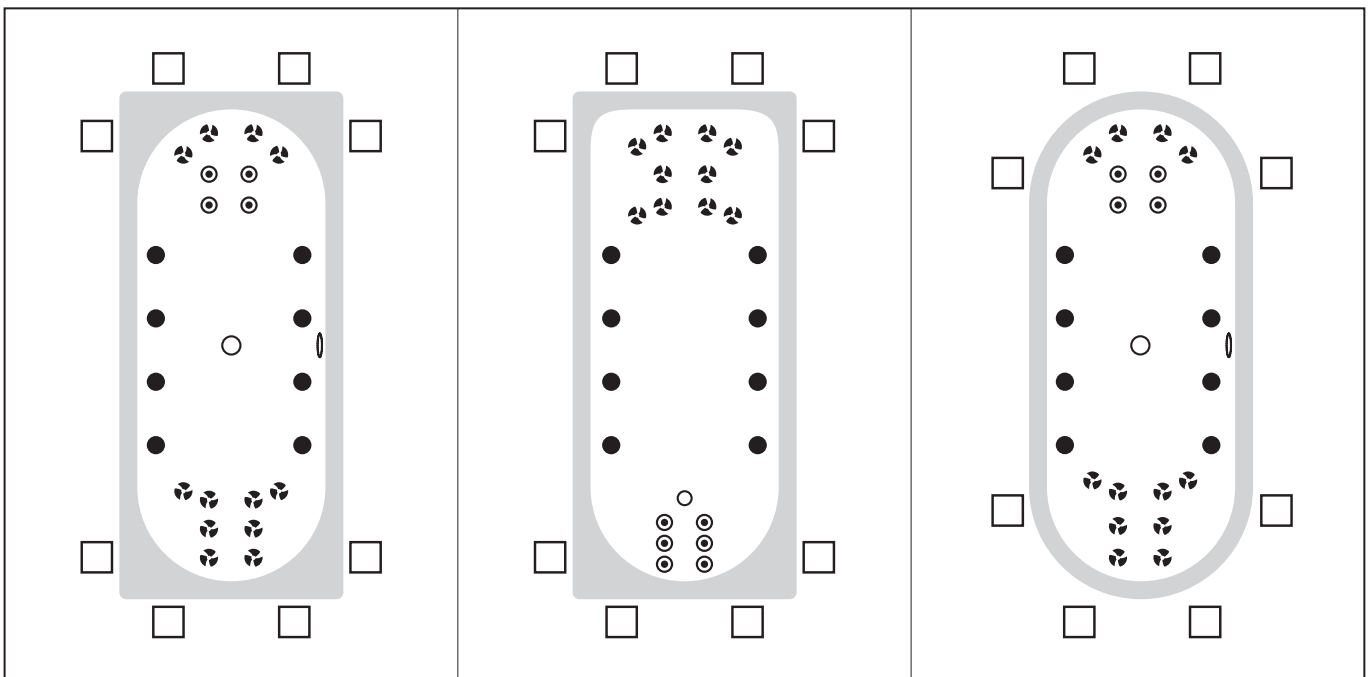
Tick on box only to indicate the approximate pump position.

***Pump dimensions**

Length 410 mm X Height 245 mm X Width 150 mm

***Select upgrade options**

Airspa Boost System Bath mood Light



Note Pattern illustrations indicative only

COMPANY _____

CONTACT NAME _____

CONTACT NO _____

AUTHORISED SIGNATURE _____ DATE _____